


RESULTS / RÉSULTATS

WOMEN'S 10 km CLASSICAL
10 km CLASSIQUE DAMES

SOLDIER HOLLOW TUE 12 FEB 2002 / MAR 12 FEV 2002 START TIME / DÉBUT 09:00 END TIME / FINI A 10:00

Jury Information				Course Information			
Technical Delegate	MADDOX AI	CAN	Name:	Olympic 10 km			
FIS Race Director	BENGTSSON Bengt Erik	FIS	Height Difference (HD):	119 m			
Chief of Competition	AALBERG John	USA	Maximum Climb (MC):	70 m			
Assistant Technical Delegate	EGLI Christian	SUI	Total Climb (TC):	382 m			
Member	BEYER Barbara	GER	Length of Lap:	10132 m			
			Number of Laps:	1			

Rank	Bib	FIS Code	Name	NOC Code	2.0 km Time Rank	5.8 km Time Rank	8.7 km Time Rank	Finish Time	Behind	FIS Points
1	54	1058270	SKARI Bente	NOR	6:13.3 4	17:45.4 4	24:50.8 3	28:05.6	0.0	0.00
2	49	1044690	DANILOVA Olga	RUS	5:58.9 1	17:29.9 1	24:40.1 1	28:08.1	+2.5	0.88
3	50	1092996	TCHEPALOVA Julija	RUS	6:09.0 3	17:40.9 2	24:46.8 2	28:09.9	+4.3	1.53
4	52	1054972	LAZUTINA Larissa	RUS	6:06.5 2	17:42.9 3	25:01.1 4	28:21.6	+16.0	5.69
5	43	1000943	BELMONDO Stefania	ITA	6:24.7 15	17:59.6 5	25:18.2 5	28:45.8	+40.2	14.30
6	55	1128789	SCOTT Beckie	CAN	6:19.8 11	18:06.6 6	25:30.6 7	28:49.2	+43.6	15.51
7	45	1018015	EGOROVA Ljubov	RUS	6:19.1 =9	18:13.6 8	25:29.2 6	28:50.7	+45.1	16.05
8	53	1260903	PEDERSEN Hilde G	NOR	6:30.3 =22	18:18.1 11	25:33.0 9	28:56.2	+50.6	18.01
9	41	1081162	SALONEN Satu	FIN	6:23.9 14	18:11.2 7	25:30.9 8	29:02.3	+56.7	20.18
10	58	1276714	MAJDIC Petra	SLO	6:14.7 6	18:17.1 10	25:39.8 10	29:03.9	+58.3	20.75
11	46	1002204	MOEN Anita	NOR	6:20.5 13	18:24.1 12	25:44.3 11	29:15.5	+1:09.9	24.88
12	59	1133445	BAUER Viola	GER	6:14.6 5	18:32.4 14	26:02.2 12	29:30.0	+1:24.4	30.04
13	26	1056621	TERELIA Irina	UKR	6:17.3 8	18:29.0 13	26:02.6 =13	29:35.8	+1:30.2	32.10
14	51	1142563	SHEVCHENKO Valentina	UKR	6:19.1 =9	18:16.5 9	26:02.6 =13	29:42.7	+1:37.1	34.56
15	39	1128886	RENNER Sara	CAN	6:25.3 =17	18:38.3 17	26:09.7 16	29:46.7	+1:41.1	35.98
16	44	3665002	NAGEJKINA Svetlana	BLR	6:28.0 20	18:37.5 16	26:05.6 15	29:48.4	+1:42.8	36.59
17	24	1027327	LEONARDI CORTESI Natascia	SUI	6:32.2 29	18:53.4 22	26:22.4 18	29:57.5	+1:51.9	39.83
18	60	1283116	ANDERSSON Lina	SWE	6:29.0 21	19:01.8 28	26:28.9 24	30:00.1	+1:54.5	40.75
19	27	1285929	STORTI Aurelie	FRA	6:35.5 38	18:48.7 19	26:27.5 22	30:00.2	+1:54.6	40.79
20	47	1113754	HENKEL Manuela	GER	6:25.2 16	19:02.9 29	26:22.7 19	30:00.5	+1:54.9	40.89
21	7	1107837	EK Elin	SWE	6:34.2 36	18:59.1 25	26:30.0 25	30:02.3	+1:56.7	41.54
22	5	1222200	LONGA Marianna	ITA	6:33.3 33	18:57.9 24	26:28.7 23	30:04.0	+1:58.4	42.14
23	28	1182042	SHISHKINA Svetlana	KAZ	6:20.3 12	18:41.5 18	26:21.9 17	30:06.7	+2:01.1	43.10
24	10	1243152	OLSSON Jenny	SWE	6:41.0 46	19:01.6 27	26:32.6 26	30:09.5	+2:03.9	44.10
25	23	1129177	THERIAULT Milaine	CAN	6:27.0 19	18:53.0 21	26:24.3 20	30:12.6	+2:07.0	45.20
26	42	1181848	JATSKAJA Oxana	KAZ	6:15.7 7	18:36.1 15	26:26.4 21	30:13.9	+2:08.3	45.66
27	57	1147801	BAY Tina	NOR	6:31.3 24	18:56.4 23	26:40.3 29	30:16.3	+2:10.7	46.52
28	38	1174670	RAJDLOVA Kamila	CZE	6:25.3 =17	18:52.4 20	26:40.1 28	30:17.9	+2:12.3	47.09
29	25	3665004	ZJATIKOVA Vera	BLR	6:36.2 39	19:00.6 26	26:37.8 27	30:20.5	+2:14.9	48.01
30	48	1126461	SUNDQVIST Kati	FIN	6:30.3 =22	19:12.5 35	26:48.3 33	30:24.0	+2:18.4	49.26
31	2	1124424	ANTONOVA Elena	KAZ	6:31.9 =27	19:05.6 32	26:46.3 31	30:27.3	+2:21.7	50.43
32	35	1060501	LACEN Natasa	SLO	6:34.4 37	19:06.7 33	26:44.9 30	30:31.3	+2:25.7	51.86
33	31	1062053	YOKOYAMA Sumiko	JPN	6:32.5 31	19:19.6 38	26:56.5 34	30:32.3	+2:26.7	52.21
34	22	1137228	GOTO Kanoko	JPN	6:41.2 47	19:24.7 40	26:58.2 =35	30:36.6	+2:31.0	53.74
35	21	1182333	DESHEVYKH Svetlana	KAZ	6:32.6 32	19:03.9 31	26:47.1 32	30:39.2	+2:33.6	54.67
36	16	1101920	CONFORTOLA Antonella	ITA	6:40.2 =44	19:17.8 36	27:01.8 38	30:42.2	+2:36.6	55.74
37	15	3665003	ZJATIKOVA Natalja	BLR	6:31.8 26	19:03.5 30	27:01.7 37	30:44.2	+2:38.6	56.45
38	32	1155658	WAGNER Wendy	USA	6:31.9 =27	19:32.6 41	27:14.1 41	30:50.7	+2:45.1	58.76



RESULTS / RÉSULTATS



WOMEN'S 10 km CLASSICAL
 10 km CLASSIQUE DAMES

SOLDIER HOLLOW TUE 12 FEB 2002 / MAR 12 FEV 2002 START TIME / DÉBUT 09:00 END TIME / FINI A 10:00

Rank	Bib	FIS Code	Name	NOC Code	2.0 km Time Rank	5.8 km Time Rank	8.7 km Time Rank	Finish Time	Behind	FIS Points
39	11	1081744	VILJANMAA Annmari	FIN	6:33.7 34	19:09.7 34	26:58.2 =35	30:51.8	+2:46.2	59.15
40	36	1004338	KEMPEL Nina	USA	6:31.7 25	19:22.7 39	27:08.9 39	30:51.9	+2:46.3	59.19
41	29	1005502	PALUSELLI Cristina	ITA	6:32.4 30	19:18.9 37	27:11.6 40	30:59.4	+2:53.8	61.86
42	30	1237817	DAHLBERG Anna	SWE	6:47.7 51	19:49.5 45	27:26.4 43	31:01.7	+2:56.1	62.68
43	12	1197562	RODINA Elena	UKR	6:42.1 50	19:35.9 42	27:29.2 45	31:07.4	+3:01.8	64.71
44	18	1175834	SMIGUN Katrin	EST	6:52.7 52	19:41.2 43	27:22.5 42	31:10.2	+3:04.6	65.70
45	6	3665005	KALUGINA Elena	BLR	6:41.4 48	19:42.8 44	27:27.8 44	31:10.9	+3:05.3	65.95
46	3	1340540	HOU Yuxia	CHN	6:37.1 40	19:56.7 48	27:48.3 46	31:30.6	+3:25.0	72.97
47	4	1128983	FORTIER Jaime	CAN	6:41.6 49	19:49.7 46	27:52.4 47	31:42.1	+3:36.5	77.06
48	40	1104830	BUKVAJOVA Jaroslava	SVK	6:40.2 =44	19:54.4 47	28:01.0 48	31:50.5	+3:44.9	80.05
49	37	1169432	NATUMI Madoka	JPN	6:38.7 43	20:00.0 49	28:02.6 49	31:54.1	+3:48.5	81.33
50	1	1138198	OTAKA Tomomi	JPN	7:03.9 55	20:37.9 52	28:36.4 51	32:27.9	+4:22.3	93.36
51	20	1174379	BUBLOVA Ilona	CZE	6:37.9 42	20:14.1 50	28:30.0 50	32:32.8	+4:27.2	95.11
52	14	1208232	LUAN Zhengrong	CHN	7:04.2 56	20:45.0 53	28:44.3 52	32:35.3	+4:29.7	96.00
53	34	1098428	NIGLAS Piret	EST	6:52.9 53	20:35.5 51	28:52.6 53	32:49.1	+4:43.5	100.91
54	8	1143630	BENOIT Tessa	USA	7:26.0 57	21:17.8 55	29:20.2 54	33:09.1	+5:03.5	108.03
55	19	1090183	PETERSON Aelin	USA	6:59.6 54	20:58.5 54	29:20.6 55	33:18.9	+5:13.3	111.52
56	17	1258769	LEE Chun Ja	KOR	7:28.1 58	21:44.9 56	30:03.9 56	34:04.1	+5:58.5	127.61
57	13	3385000	KEZELE Maja	CRO	7:35.1 59	21:53.5 57	30:10.8 57	34:10.8	+6:05.2	129.99
58	9	1331422	NIKOLYAN Margarit	ARM	8:36.1 60	24:39.5 58	33:54.5 58	38:16.4	+10:10.8	217.41
59	61	3085000	BECSKEHAZY Franziska	BRA	9:40.4 61	29:02.9 59	41:01.2 59	46:46.0	+18:40.4	398.81

Did not finish					
33	1191354	ROCHAT Laurence	SUI	6:37.5	41
56	1094063	SMIGUN Kristina	EST	6:33.9	35

Weather	Snow Condition	Temperatures		Participants/NOC					
		Air	Snow	Entries	Ranked	DNS	DNF	DSQ	LAP
Clear	Hard	-8.0	-13.0	61	59	0	2	0	0

Technical Delegate:  MADDOX AI (CAN)	Race Secretary:  GATES Lori (USA)
--	--

LEGEND / LEGENDE	
=	Shared Rank
DNS	Did not start
DNF	Did not finish
DSQ	Disqualified