


RESULTS / RÉSULTATS

WOMEN'S 30 km CLASSICAL  
 30 km CLASSIQUE DAMES

SOLDIER HOLLOW SUN 24 FEB 2002 / DIM 24 FEV 2002 START TIME / DÉBUT 09:30 END TIME / FINI A 11:31

Jury Information				Course Information			
Technical Delegate	MADDOX AI	CAN	Name:	Olympic 15 km			
FIS Race Director	BENGTSSON Bengt Erik	FIS	Height Difference (HD):	123 m			
Chief of Competition	AALBERG John	USA	Maximum Climb (MC):	51 m			
Assistant Technical Delegate	EGLI Christian	SUI	Total Climb (TC):	1126 m			
Member	BEYER Barbara	GER	Length of Lap:	15042 m			
			Number of Laps:	2			

Rank	Bib	FIS Code	Name	NOC Code	7.2 km Time Rank	15.0 km Time Rank	20.5 km Time Rank	Finish Time	Behind	FIS Points
1	46	1054972	LAZUTINA Larissa	RUS	22:39.9 1	43:54.9 1	1:01:08.5 1	1:29:09.0	0.0	0.00
2	53	1002786	PARUZZI Gabriella	ITA	23:05.0 2	44:45.1 2	1:02:30.2 2	1:30:57.1	+1:48.1	12.12
3	48	1000943	BELMONDO Stefania	ITA	23:15.4 3	45:09.7 3	1:02:49.9 3	1:31:01.6	+1:52.6	12.63
4	44	1058270	SKARI Bente	NOR	23:31.0 5	45:27.2 5	1:03:26.1 4	1:31:36.3	+2:27.3	16.52
5	51	1002204	MOEN Anita	NOR	23:15.8 4	45:14.0 4	1:03:30.2 5	1:31:37.3	+2:28.3	16.63
6	41	1142563	SHEVCHENKO Valentina	UKR	23:36.3 7	46:03.2 7	1:04:10.2 6	1:33:03.1	+3:54.1	26.25
7	42	1133445	BAUER Viola	GER	23:49.8 8	46:09.9 8	1:04:38.0 8	1:33:25.1	+4:16.1	28.72
8	43	1044690	DANILOVA Olga	RUS	23:36.1 6	45:58.5 6	1:04:29.5 7	1:33:44.1	+4:35.1	30.85
9	49	1094063	SMIGUN Kristina	EST	23:50.1 9	46:15.5 9	1:04:53.6 9	1:33:52.7	+4:43.7	31.82
10	40	1305426	SKOFTERUD Vibeke W	NOR	24:25.8 11	46:57.3 10	1:05:31.9 10	1:35:02.3	+5:53.3	39.62
11	47	1092996	TCHEPALOVA Julija	RUS	25:08.5 21	48:07.8 15	1:07:00.7 15	1:35:37.4	+6:28.4	43.56
12	24	1027327	LEONARDI CORTESI Natascia	SUI	24:10.0 10	47:24.4 11	1:06:20.4 11	1:35:46.8	+6:37.8	44.62
13	45	3665002	NAGEJKINA Svetlana	BLR	24:33.5 12	47:53.2 13	1:06:35.5 12	1:35:51.6	+6:42.6	45.15
14	50	1276714	MAJDIC Petra	SLO	24:47.9 15	47:53.3 14	1:06:44.0 14	1:35:51.8	+6:42.8	45.18
15	36	1175834	SMIGUN Katrin	EST	24:45.0 13	47:43.7 12	1:06:37.9 13	1:36:04.0	+6:55.0	46.55
16	34	1303777	BJOERGEN Marit	NOR	25:23.9 24	48:49.9 22	1:07:52.6 20	1:37:02.6	+7:53.6	53.12
17	27	1004338	KEMPEL Nina	USA	25:02.3 19	48:16.3 18	1:07:28.3 18	1:37:08.7	+7:59.7	53.80
18	35	1182042	SHISHKINA Svetlana	KAZ	25:08.3 20	48:14.0 16	1:07:12.2 16	1:37:14.5	+8:05.5	54.45
19	38	1181848	JATSKAJA Oxana	KAZ	24:53.4 16	48:15.6 17	1:07:22.0 17	1:37:25.3	+8:16.3	55.67
20	22	1056621	TERELIA Irina	UKR	24:53.8 17	48:42.1 20	1:07:48.4 19	1:37:32.9	+8:23.9	56.52
=21	29	1101920	CONFORTOLA Antonella	ITA	25:41.0 26	49:21.5 24	1:08:17.5 23	1:37:47.4	+8:38.4	58.14
=21	39	1088922	SAVIALOVA Olga	RUS	24:59.1 18	48:33.9 19	1:07:57.0 21	1:37:47.4	+8:38.4	58.14
23	19	1191354	ROCHAT Laurence	SUI	24:46.5 14	48:55.4 23	1:08:16.2 22	1:38:24.2	+9:15.2	62.27
24	21	1062053	YOKOYAMA Sumiko	JPN	25:52.4 27	50:12.2 27	1:09:29.9 25	1:39:48.8	+10:39.8	71.76
25	31	1155658	WAGNER Wendy	USA	25:36.8 25	49:26.8 25	1:09:09.3 24	1:39:54.8	+10:45.8	72.43
26	16	1081744	VILJANMAA Annmari	FIN	26:17.9 30	51:11.0 31	1:10:29.3 27	1:40:47.9	+11:38.9	78.39
27	33	1107837	EK Elin	SWE	26:01.4 28	50:10.5 26	1:09:55.8 26	1:40:48.2	+11:39.2	78.42
28	32	1169432	NATUMI Madoka	JPN	26:20.7 31	51:01.5 29	1:11:07.9 29	1:41:06.0	+11:57.0	80.42
29	23	1174670	RAJDLOVA Kamila	CZE	25:15.1 23	50:22.9 28	1:10:35.9 28	1:41:57.7	+12:48.7	86.22
30	13	1205419	FORTIER Amanda	CAN	26:52.4 33	51:50.5 34	1:11:21.0 31	1:42:08.1	+12:59.1	87.39
31	15	3665003	ZJATIKOVA Natalja	BLR	26:48.9 32	51:15.5 32	1:11:32.9 32	1:42:18.0	+13:09.0	88.50
32	37	1285056	SKRIPNIK Irina	BLR	26:08.4 29	51:06.4 30	1:11:44.8 33	1:42:49.1	+13:40.1	91.99
33	28	1129177	THERIAULT Milaine	CAN	26:58.3 35	51:30.9 33	1:11:18.1 30	1:42:56.9	+13:47.9	92.86
34	10	1124424	ANTONOVA Elena	KAZ	27:03.8 36	52:08.4 35	1:12:53.2 35	1:43:37.6	+14:28.6	97.43
35	12	1222200	LONGA Marianna	ITA	27:14.1 38	53:10.9 40	1:13:24.1 36	1:44:02.5	+14:53.5	100.22
36	30	1128983	FORTIER Jaime	CAN	27:22.5 40	52:13.6 36	1:12:30.8 34	1:44:26.2	+15:17.2	102.88
37	14	1196107	JONES Barbara	USA	26:55.5 34	52:32.5 38	1:13:32.0 39	1:45:18.7	+16:09.7	108.77
38	17	1102211	FURUSAWA Midori	JPN	27:14.6 39	52:20.9 37	1:13:25.8 38	1:45:50.0	+16:41.0	112.28



RESULTS / RÉSULTATS

WOMEN'S 30 km CLASSICAL  
 30 km CLASSIQUE DAMES


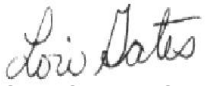
SOLDIER HOLLOW SUN 24 FEB 2002 / DIM 24 FEV 2002 START TIME / DÉBUT 09:30 END TIME / FINI A 11:31

Rank	Bib	FIS Code	Name	NOC Code	7.2 km		15.0 km		20.5 km		Finish Time	Behind	FIS Points
					Time	Rank	Time	Rank	Time	Rank			
39	3	1182333	DESHEVYKH Svetlana	KAZ	27:41.4	41	53:14.4	41	1:14:01.3	40	1:46:18.1	+17:09.1	115.43
40	9	1197562	RODINA Elena	UKR	28:00.8	42	54:22.0	42	1:14:41.6	41	1:46:51.2	+17:42.2	119.14
41	25	1237817	DAHLBERG Anna	SWE	27:12.4	37	52:38.5	39	1:13:24.2	37	1:46:51.3	+17:42.3	119.15
42	11	1130923	HANUSOVA Katerina	CZE	28:17.0	44	54:35.0	43	1:15:37.9	42	1:48:52.6	+19:43.6	132.76
43	5	1208232	LUAN Zhengrong	CHN	29:07.8	47	55:32.1	46	1:17:06.1	45	1:49:37.7	+20:28.7	137.82
44	20	1340540	HOU Yuxia	CHN	29:12.7	48	55:56.1	47	1:16:57.5	44	1:49:45.8	+20:36.8	138.73
45	7	1138198	OTAKA Tomomi	JPN	28:13.9	43	54:55.7	44	1:16:37.8	43	1:50:00.3	+20:51.3	140.35

Did not finish													
2	1085333	PESTREKOVA Marina	UKR	29:45.9	49								
6	1108128	OLOFSSON Anna-Carin	SWE	28:31.6	45	56:17.7	48						
18	1318036	PERSSON Ulrika	SWE	28:33.0	46	55:02.7	45						
26	1081162	SALONEN Satu	FIN										
52	1113754	HENKEL Manuela	GER	25:13.1	22	48:47.0	21						

Did not start													
1	1128886	RENNER Sara	CAN										
4	1090183	PETERSON Aelin	USA										
8	3665004	ZJATIKOVA Vera	BLR										

Weather	Snow Condition	Temperatures		Participants/NOC					
		Air	Snow	Entries	Ranked	DNS	DNF	DSQ	LAP
Snow	Hard Packed Variable	1.0	-2.0	53	45	3	5	0	0

Technical Delegate:  <b>MADDOX AI (CAN)</b>	Race Secretary:  <b>GATES Lori (USA)</b>
--	--

LEGEND / LEGENDE	DNS	Did not start	DNF	Did not finish	DSQ	Disqualified
= Shared Rank						